

Ogallala Police Department Year in Review



2015

Department Personnel

Administrators:

Chief of Police David Kling #410
Started August 1, 1994
Promoted to Sergeant Oct. 24, 1997
Promoted to Chief Nov. 20, 2005

Administrative Secretary Christina Sigwing
Started September 24, 2012

Lieutenant Rod Kolsrud #413
Started May 16, 1988
Promoted to Lieutenant
July 19, 1992

Officers:

Code Officer Eric Troxel #421
Started August 12, 1994

Officer Joshua Gallagher #426
Started May 19, 2008

Supervisors:

Sergeant James Herman #424
Started October 30, 2000
Promoted to Sergeant May 18, 2006

Officer Charles Horton
Started July 13, 2015

Corporal Timothy Vance #428
Started February 16, 2004
Promoted to Corporal July 1, 2015

Officer Sean Schultz
Started July 13, 2015

Corporal Bowen Roberts #429
Started May 7, 2007
Promoted to Corporal July 1, 2015

Officer Thomas Shirey
Started July 13, 2015

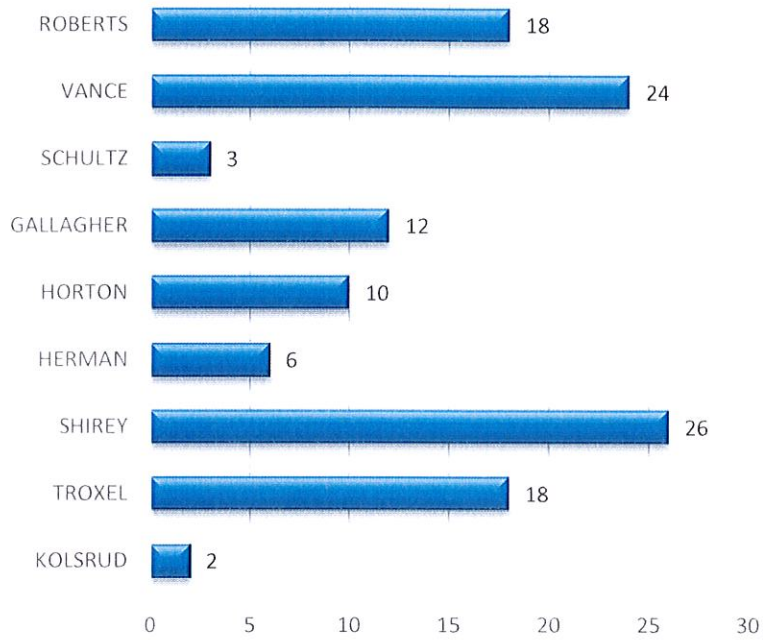
The department has an authorized strength of 10 certified officers and 1 civilian employee. There were 3 new hire's in 2015. After 20 years, Sgt. Billy Davis moved to Rapid City, SD taking a job with the Pennington County Sheriff's Office. After 10 years, Officer Tom Hudiburgh moved to Crete, NE taking a job as a K-9 Handler with the Saline County Sheriff's Office. After 4 years Officer Matt Elder took a position with the North Platte Police department.

Officers of the department belong to several local, state, and national organizations. Officers are members of The Board of Directors of The Police Chief's Association of Nebraska (PCAN), The International Association of Chiefs of Police (IACP), The Law Enforcement Executive Development Association (LEEDA), The Nebraska Information Analysis Center (NIAC), The Cooperative Operation for Drug Enforcement (CODE) Task Force, Keith County Crimestoppers, Ogallala Board of Health, Nebraska Criminal Justice Information System (NCJIS), Police Officer's Association of Nebraska (POAN), Joint Terrorism Task Force (JTTF), The Nebraska Law Enforcement Intelligence Network (NeLEIN), Nebraska Association of Law Enforcement Firearms Instructors (NALEFI), Mid-States Organized Crime Information Center (MOCIC), 4-H, The National Animal Control Association (NACA), Big Mac Sports Club, National Rifle Association (NRA) , and International Hunter Education Association (IHEA).

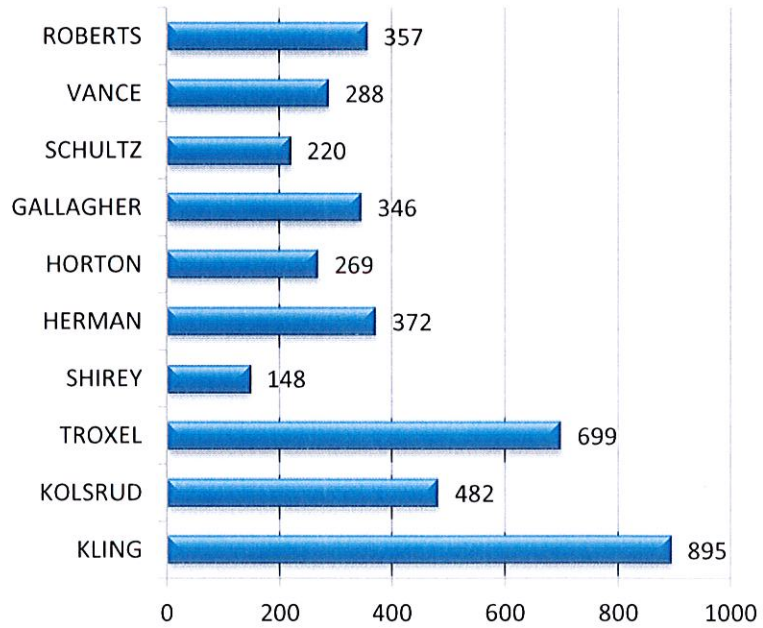
2015 Monthly Calls for Service

	Jan	Feb	Mar	Apr	May	Jun	Jul	Aug	Sep	Oct	Nov	Dec	Total
ABANDONED 911 CALL	1	2	1	1	1	2	1	4	3	2	2	2	22
ACCIDENT	13	10	13	14	17	15	18	18	17	13	16	18	182
ALARM-BURGLARY/ROBBERY	3	5	5	2	1	5	6	4	6	8	6	5	56
ALARM-FIRE	1	0	3	0	1	1	0	0	0	0	2	0	8
AMBULANCE	16	14	16	17	21	21	19	18	33	17	18	18	228
ASSIST OTHER AGENCY	17	21	18	17	22	15	18	15	17	13	13	22	208
BURGLARY	3	1	0	0	1	1	0	1	1	4	0	2	14
CHILD ABUSE	0	0	1	1	0	0	0	0	0	0	0	0	2
CITIZEN ASSISTANCE	31	30	38	36	35	38	51	58	44	27	35	29	452
CIVIL MATTER	8	8	7	3	4	2	12	10	8	5	11	4	82
CRIMINAL MISCHIEF	8	10	5	6	0	10	5	2	8	7	3	2	66
DEATH	0	0	0	0	0	0	2	0	0	1	1	1	5
DISTURBANCE	9	6	12	21	13	14	10	16	12	13	12	10	148
DWI	0	0	1	0	0	0	1	4	0	2	1	3	12
FELONY ASSAULT	1	0	0	0	0	0	1	0	1	1	0	0	4
FIRE	3	0	0	3	2	3	1	0	1	2	1	2	18
FRAUD	1	0	4	2	3	2	4	4	2	5	4	2	33
HOUSE CHECK	0	0	0	0	0	1	0	0	0	0	0	0	1
INFORMATION	31	37	46	31	29	30	37	32	38	30	31	34	406
LIQUOR LAWS	0	1	1	0	0	0	3	2	1	0	3	0	11
LITTERING	0	0	2	1	2	1	0	0	1	0	0	0	7
MENTAL INVESTIGATION	2	5	2	3	4	5	3	1	3	0	2	3	33
MISDEMEANOR ASSAULT	4	2	3	3	6	1	4	1	4	1	1	1	31
MISSING PERSON	1	1	0	1	1	2	1	0	1	1	0	0	9
MOTOR VEHICLE THEFT	1	1	0	1	0	0	1	0	0	0	2	0	6
NARCOTICS	3	7	4	6	4	4	4	2	2	2	6	6	50
ORDINANCE VIOLATION	37	44	52	75	67	90	88	53	51	78	45	50	730
OTHER CRIMES	1	5	2	6	3	5	3	4	2	5	3	1	40
POSITIVE RESPONSE	4	3	2	1	4	0	2	1	3	5	3	2	30
PROPERTY DAMAGE	3	3	2	3	4	4	7	5	3	5	4	2	45
PROPERTY FOUND	5	3	2	3	3	1	7	10	7	6	0	2	49
PROPERTY LOST	1	1	3	3	6	9	2	2	2	3	6	0	38
PROTECTION/RESTRAINING	1	2	0	1	1	1	2	3	1	3	0	1	16
SEXUAL ASSAULT	0	0	0	1	0	1	1	1	0	1	0	0	5
SHOPLIFTING	1	0	2	0	3	1	3	1	3	2	1	2	19
SPECIAL ACTIVITY	0	0	0	1	0	0	1	0	1	0	0	1	4
SUSPICIOUS CIRCUMSTANCES	11	16	9	14	19	25	23	15	19	13	19	14	197
TELEPHONE OFFENSE	5	1	2	1	0	2	4	1	1	1	2	1	21
THEFT	8	8	8	10	10	22	11	22	10	18	8	16	151
THREATS	3	2	3	2	2	1	0	1	7	7	3	9	40
TRAFFIC STOP	78	89	109	43	94	98	107	130	101	76	82	69	1,076
TRESPASSING	1	1	2	6	1	5	5	3	0	4	5	3	36
VEHICLE VIOLATION	6	4	2	4	5	7	7	8	7	2	7	7	66
Total	322	343	382	343	389	445	475	452	421	383	358	344	4,657

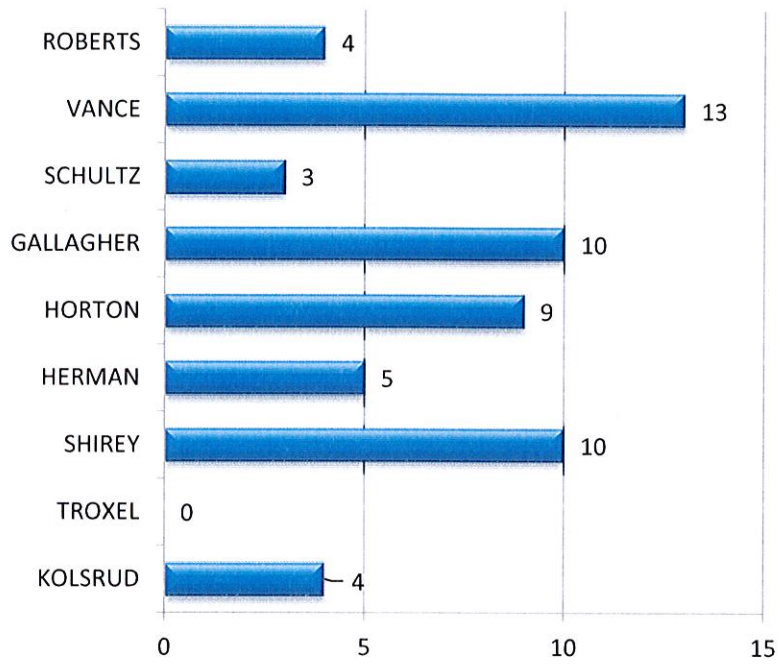
2015 Bar Checks



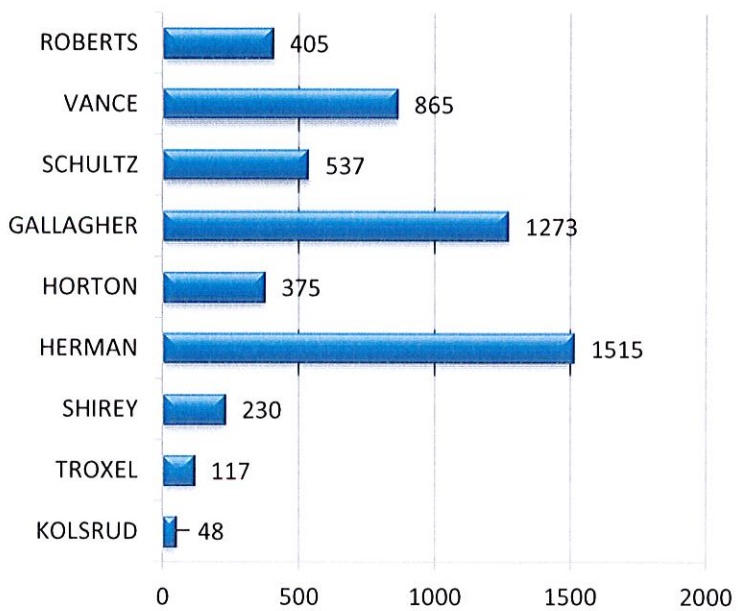
2015 Business Checks



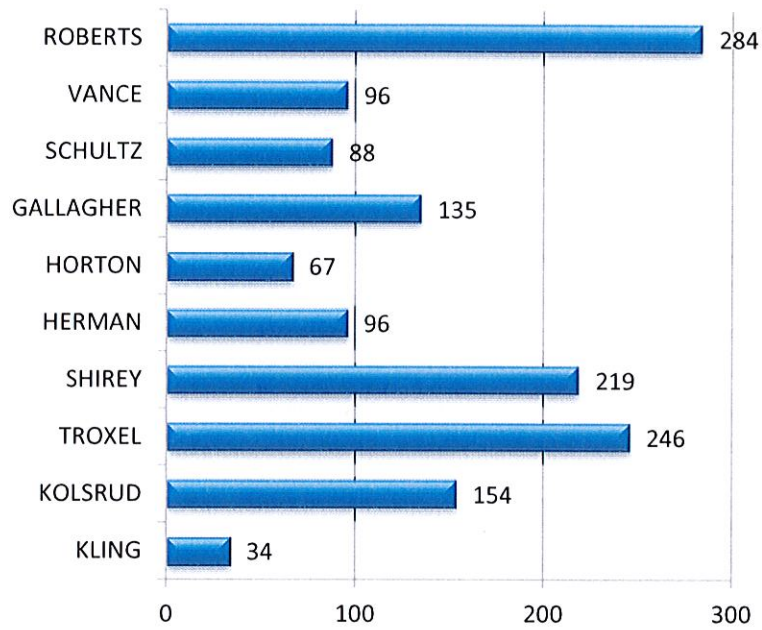
2015 Open Doors



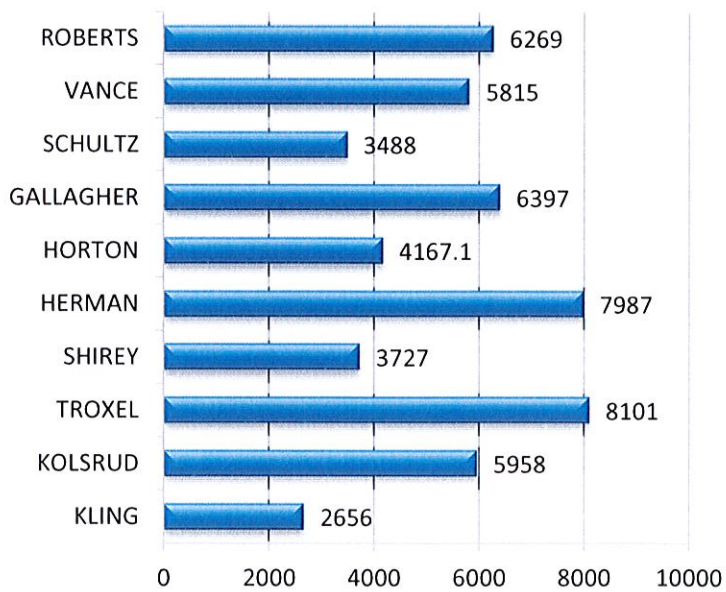
2015 Building Checks



2015 Traffic Stops



2015 Mileage



2015 Arrests (Physical and Citation in Lieu of)

Officer	#Arrests	Male	Female	Unk	White	Black	Indian	Asian	UnkRace	Hisp	NonHisp
DAVIS,BILLY	1	1	0	0	1	0	0	0	0	0	1
ELDER,MATTHEW	15	10	5	0	13	1	1	0	0	0	15
GALLAGHER,JOSH	37	20	17	0	35	0	2	0	0	5	32
HERMAN,JAMES	34	26	8	0	33	0	1	0	0	3	31
HORTON,CHARLES	18	14	4	0	17	1	0	0	0	2	16
HUDBURGH,THOMAS	19	14	5	0	17	0	2	0	0	1	18
KLING,DAVID	10	8	2	0	10	0	0	0	0	0	10
KOLSRUD,ROD	36	28	8	0	34	2	0	0	0	4	32
ROBERTS,BOWEN	51	36	15	0	47	0	2	2	0	8	43
SCHULTZ,SEAN	15	8	7	0	15	0	0	0	0	1	14
SHIREY,TOM	35	23	12	0	30	3	1	1	0	3	32
TROXEL,ERIC	19	14	5	0	17	1	1	0	0	1	18
VANCE,TIMOTHY	48	41	7	0	43	1	4	0	0	6	42

TOTALS	#Arrests	Male	Female	Unk	White	Black	Indian	Asian	UnkRace	Hisp	NonHisp
	338	243	95	0	312	9	14	3	0	34	304

2015 Arrests by Type

Type	Arrests	SEX			RACE				ETHNIC		
		Male	Female	Unk	White	Black	Indian	Asian	Unk	Hisp	NonHisp
Forcible Rape	2	2	0	0	2	0	0	0	0	1	1
Aggravated Assault	5	5	0	0	4	0	1	0	0	0	5
Simple Assault	72	55	17	0	67	1	3	1	0	8	64
Intimidation	10	9	1	0	9	0	1	0	0	1	9
Burglary	4	4	0	0	4	0	0	0	0	0	4
Larceny-Theft / Shoplifting	15	11	4	0	15	0	0	0	0	0	15
Larceny-Theft / From Building	4	3	1	0	3	0	1	0	0	2	2
Larceny-Theft / All Other	12	8	4	0	10	0	2	0	0	2	10
Motor Vehicle Theft	3	3	0	0	3	0	0	0	0	0	3
Fraud / Impersonation	3	2	1	0	2	0	1	0	0	0	3
Stolen Property Offenses	4	3	1	0	3	1	0	0	0	0	4
Vandalism / Destruction of Property	14	11	3	0	14	0	0	0	0	1	13
Drug Offense	48	32	16	0	43	4	0	1	0	4	44
Drug Equipment	45	31	14	0	39	4	1	1	0	3	42
Weapon Law Violation	5	5	0	0	3	1	0	1	0	1	4
Driving Under Suspension	18	14	4	0	18	0	0	0	0	1	17
Bad Check	1	0	1	0	1	0	0	0	0	0	1
Curfew / Loitering / Vagrancy	6	0	6	0	6	0	0	0	0	1	5
Disorderly Conduct	40	28	12	0	37	0	3	0	0	6	34
Driving Under the Influence	23	21	2	0	22	0	1	0	0	3	20
Family Offense - Nonviolent	4	1	3	0	4	0	0	0	0	0	4
Trespass of Real Property	14	8	6	0	12	0	2	0	0	2	12
Animal at large	7	7	0	0	7	0	0	0	0	0	7
Minor in Possession of Alcohol	17	9	8	0	17	0	0	0	0	0	17
Liquor Law Violation	8	7	1	0	7	0	1	0	0	1	7
All Other	63	51	12	0	60	2	1	0	0	7	56
TOTAL Offenses	447	330	117	0	412	13	18	4	0	44	403
TOTAL Arrests	314 (counts the number of distinct arrest reports - arrest with multiple charges is counted as 1)										

Note: this report counts the total occurrences of charges for each arrest report (Total Offenses) and total distinct arrests (Total Arrests)

2015 Traffic

Citations

Officer	#Citation	#Warning	Male	Female	Unk	White	Black	Indian	Asian	UnkRace	Hisp	NonHisp
DAVIS,BILLY	2	0	2	0	0	2	0	0	0	0	0	2
ELDER, MATTHEW...	1	0	1	0	0	1	0	0	0	0	0	1
ELDER, MATTHEW...	3	0	3	0	0	3	0	0	0	0	0	2
GALLAGHER, JOS...	10	0	4	6	0	10	0	0	0	0	0	9
HERMAN, JAMES ...	4	0	2	2	0	4	0	0	0	0	0	2
HORTON, CHARLE...	6	0	6	0	0	6	0	0	0	0	0	4
HUDIBURGH, THO...	4	0	1	3	0	4	0	0	0	0	0	3
KLING, DAVID ...	4	0	1	3	0	4	0	0	0	0	0	4
KOLSRUD, ROD ...	10	0	9	1	0	10	0	0	0	0	0	10
ROBERTS, BOWE...	35	0	26	9	0	34	0	0	1	0	0	31
SCHULTZ, SEAN ...	13	0	6	7	0	13	0	0	0	0	0	11
SHIREY, TOM ...	23	0	20	3	0	20	1	0	1	1	1	21
TROXEL, ERIC ...	114	0	57	57	0	109	3	0	1	1	10	104
VANCE, TIMOTHY ...	9	0	5	4	0	9	0	0	0	0	0	8

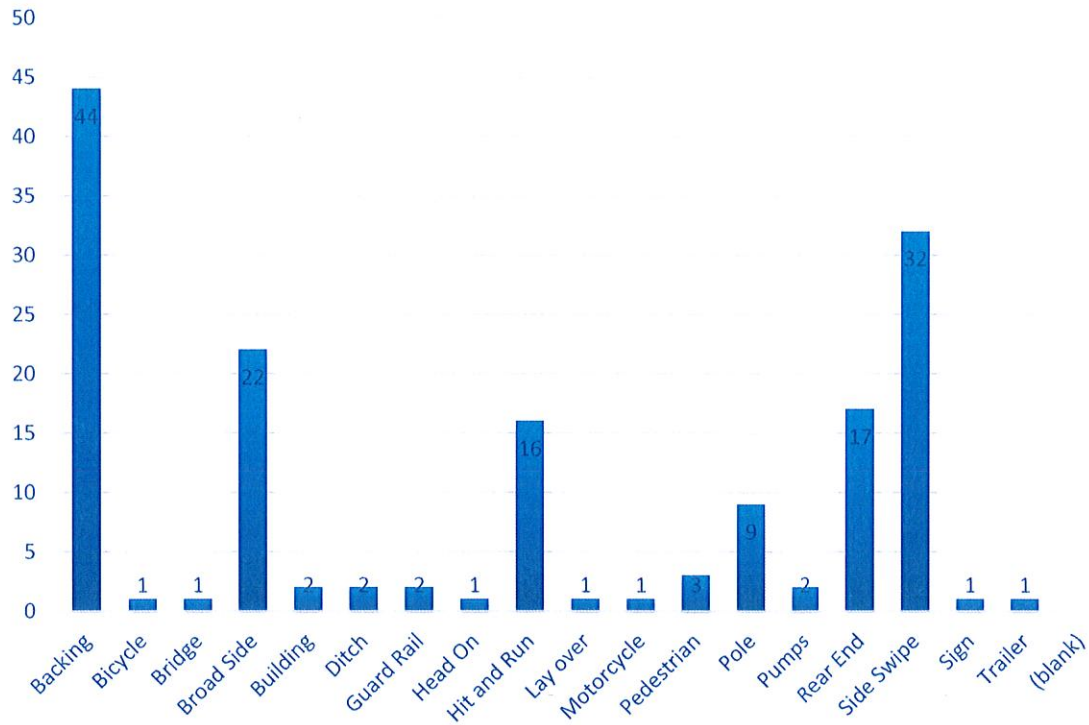
TOTALS	#Citation	#Warning	Male	Female	Unk	White	Black	Indian	Asian	UnkRace	Hisp	NonHisp
TOTALS	238	0	143	95	0	229	4	0	3	2	26	212

Written Warnings

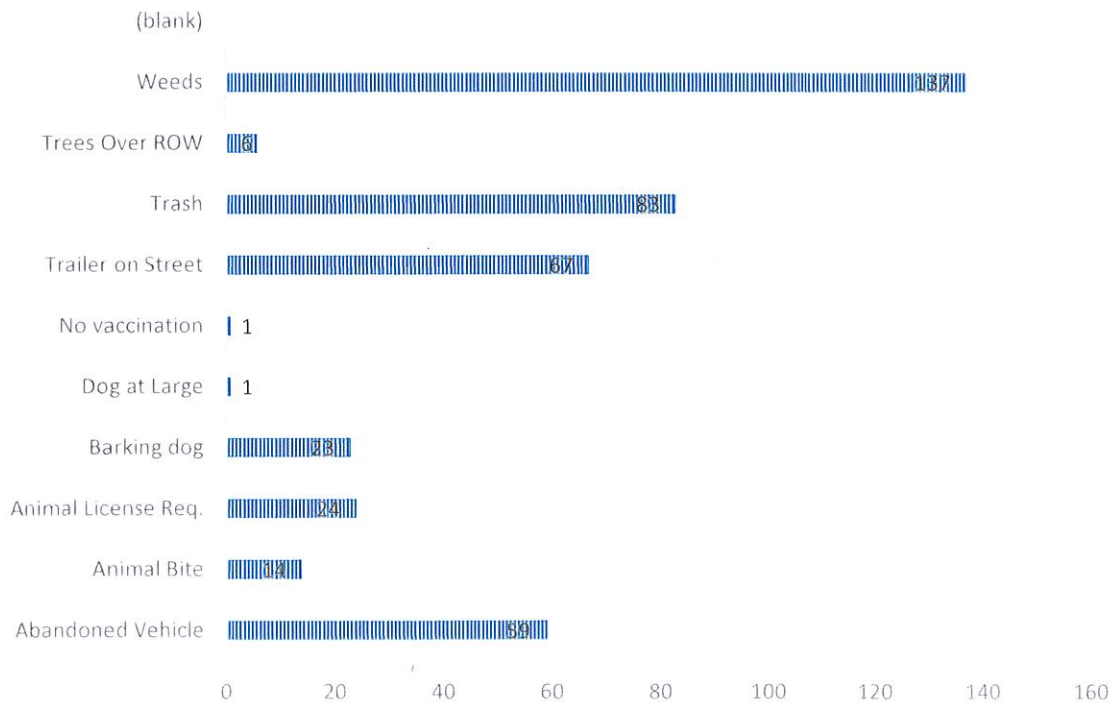
Officer	#Citation	#Warning	Male	Female	Unk	White	Black	Indian	Asian	UnkRace	Hisp	NonHisp
BANG, K C	0	3	3	0	0	3	0	0	0	0	0	3
DAVIS, BILLY	0	6	3	3	0	6	0	0	0	0	0	6
ELDER, MATTHEW...	0	9	5	3	1	7	0	0	0	2	1	8
GALLAGHER, JOS...	0	21	17	4	0	20	1	0	0	0	1	20
HERMAN, JAMES ...	0	41	24	17	0	38	1	0	0	2	3	38
HORTON, CHARLE...	0	51	28	21	2	47	1	0	1	2	7	44
HUDIBURGH, THO...	0	8	6	2	0	8	0	0	0	0	1	7
KLING, DAVID ...	0	25	13	12	0	25	0	0	0	0	1	24
KOLSRUD, ROD ...	0	92	53	23	16	73	3	0	0	16	4	88
ROBERTS, BOWE...	0	90	54	35	1	86	1	2	0	1	8	82
SCHULTZ, SEAN ...	0	49	17	30	2	46	0	0	1	2	5	44
SHIREY, TOM ...	0	58	42	16	0	57	1	0	0	0	2	56
TROXEL, ERIC ...	0	172	93	76	3	165	2	0	0	5	11	161
VANCE, TIMOTHY ...	0	40	20	20	0	40	0	0	0	0	0	40

TOTALS	#Citation	#Warning	Male	Female	Unk	White	Black	Indian	Asian	UnkRace	Hisp	NonHisp
TOTALS	0	665	378	262	25	621	10	2	2	30	44	621

2015 ACCIDENTS BY TYPE



2015 CODE VIOLATIONS

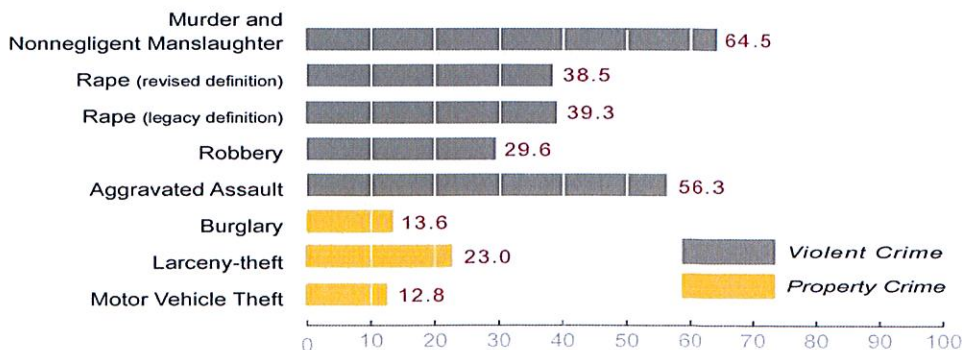


2015 NIBRS

	CLASSIFICATION OF OFFENSES	Column 2 Offenses Reported or Known to Law Enforcement	Column 3 Unfounded	Column 4 Number of Actual Offenses	Column 5 Total Offenses Cleared by Arrest or Exceptional Means	Column 6 Number of Clearances Involving Only Persons Under 18 Years of Age	Total Number of Clearances	% Clearance Rate
1. CRIMINAL HOMICIDE								
	a. Murder and Non-negligent Manslaughter	1	0	1	1	0	1	100.00%
	b. Manslaughter by Negligence	0	0	0	0	0	0	N/A
2. FORCIBLE RAPE		4	0	4	2	1	3	75.00%
	a. Rape by Force	4	0	4	2	1	3	75.00%
	b. Attempts to commit Forcible Rape	0	0	0	0	0	0	N/A
3. ROBBERY TOTAL		0	0	0	0	0	0	N/A
	a. Firearm	0	0	0	0	0	0	N/A
	b. Knife or Cutting Instrument	0	0	0	0	0	0	N/A
	c. Other Dangerous Weapon	0	0	0	0	0	0	N/A
	d. Strong-arm (Hands, Fists, Feet, etc.)	0	0	0	0	0	0	N/A
4. ASSAULT TOTAL		93	0	93	82	9	91	97.85%
	a. Firearm	0	0	0	0	0	0	N/A
	b. Knife or Cutting Instrument	1	0	1	1	0	1	100.00%
	c. Other Dangerous Weapon	2	0	2	2	0	2	100.00%
	d. Hands, Fists, Feet, etc. - Aggravated	2	0	2	2	0	2	100.00%
	e. Other Assaults - Simple, Not Aggravated	88	0	88	77	9	86	97.73%
5. BURGLARY TOTAL		17	0	17	3	1	4	23.53%
	a. Forcible Entry	5	0	5	1	1	2	40.00%
	b. Unlawful Entry - No Force	12	0	12	2	0	2	16.67%
	c. Attempted Forcible Entry	0	0	0	0	0	0	N/A
6. LARCENY-THEFT							0	N/A
	(Except Motor Vehicle Theft)	134	0	134	40	3	43	32.09%
7. MOTOR VEH. THEFT		9	0	9	3	0	3	33.33%
	a. Autos	9	0	9	3	0	3	33.33%
	b. Trucks and Buses	0	0	0	0	0	0	N/A
	c. Other Vehicles	0	0	0	0	0	0	N/A
	GRAND TOTAL	258	0	258	131	14	145	56.20%

Clearance Figure

Percent of Crimes Cleared by Arrest or Exceptional Means, 2014



PROPERTY STOLEN BY CLASSIFICATION

<u>CLASSIFICATION</u>	Number of Actual Offenses	Monetary Value of Property Stolen
1. MURDER AND NONNEGLIGENT MANSLAUGHTER	1	\$0
2. FORCIBLE RAPE	4	\$0
3. ROBBERY		
(a) HIGHWAY (streets, alleys, etc.)	0	\$0
(b) COMMERCIAL HOUSE (except c, d, and f)	0	\$0
(c) GAS OR SERVICE STATION	0	\$0
(d) CONVENIENCE STORE	0	\$0
(e) RESIDENCE (anywhere on premises)	0	\$0
(f) BANK	0	\$0
(g) MISCELLANEOUS	0	\$0
TOTAL ROBBERY	0	\$0
5. BURGLARY - BREAKING AND ENTERING		
(a) RESIDENCE (dwelling)	9	\$3,640
(1) NIGHT (6 p.m. - 6 a.m.)	0	\$0
(2) DAY (6 a.m. - 6 p.m.)	0	\$0
(3) UNKNOWN	9	\$3,640
(b) NON-RESIDENCE (store, office, etc.)	8	\$8,438
(1) NIGHT (6 p.m. - 6 a.m.)	0	\$0
(2) DAY (6 a.m. - 6 p.m.)	0	\$0
(3) UNKNOWN	8	\$8,438
TOTAL BURGLARY	17	\$12,078
6. LARCENY - THEFT (except Motor Vehicle Theft)		
(a) \$200 and OVER	53	\$77,216
(b) \$50 to \$200	43	\$4,560
(c) Under \$50	38	\$909
TOTAL LARCENY	134	\$82,685
7. MOTOR VEHICLE THEFT	9	\$56,880
GRAND TOTAL - ALL ITEMS	165	\$151,643

<u>ADDITIONAL ANALYSIS OF LARCENY AND MOTOR VEHICLE THEFT</u>		
6X. NATURE OF LARCENIES		
(a) POCKET-PICKING	0	\$0
(b) PURSE-SNATCHING	0	\$0
(c) SHOPLIFTING	25	\$4,146
(d) FROM MOTOR VEHICLES	18	\$10,985
(e) MOTOR VEHICLE PARTS AND ACCESSORIES	7	\$9,989
(f) BICYCLES	0	\$0
(g) FROM BUILDING	20	\$25,556
(h) FROM ANY COIN-OPERATED MACHINES	1	\$360
(i) ALL OTHER	63	\$31,649
TOTAL LARCENIES	134	\$82,685